

ANNOUNCING THE NEW

IADVISOR MOBILE APP

Powered by Timeless Solutions

See Your Complete Financial Picture in the Palm of Your Hand, whenever you want, from wherever you are

INSTALL THE FREE APP ON YOUR IPHONE, IPAD OR ANDROID TO:

- VIEW YOUR TRANSACTIONS
- MONITOR YOUR SPENDING
- ACCESS IMPORTANT DOCUMENTS
- VIEW YOUR UPDATED INVESTMENTS
- FILE INSURANCE CLAIMS
- PUSH NOTIFICATIONS AND ALERTS
- MANAGE INSURANCE POLICIES
- ACCESS LEARNING VIDEOS

DOWNLAOD
ON THE GOOGLE
PLAY STORE



DOWNLAOD
ON THE APPLE
IPAD APP STORE



DOWNLAOD
ON THE APPLE
APP STORE



INSTALLATION INSTRUCTIONS

- Go to your Apple App or Google Play Store, and search for "IAdvisor by Timeless"
- After installed, open the app and Complete your Basic "Policy Information"
- Select the "Client Portal" Option and enter username and password for either Generational Vault or The ashboard.
- (if you do not have an username or password please request one by going to the Contact US Tab and select the Email US option.



IADVISOR
Powered by Timeless Solutions

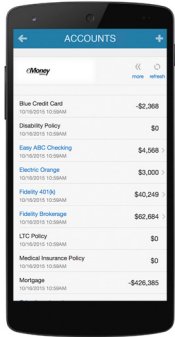
QUESTIONS? CONTACT IADVISOR SALES SUPPORT AT 866-201-5081 OR VISIT OUR WEBSITE AT IADVISOR.ME

Mobile Client Site

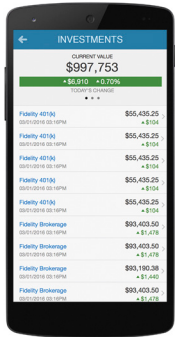
Answers in the palm of your hand



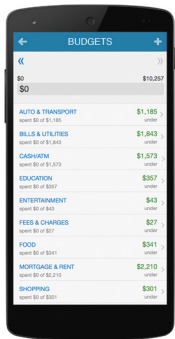
With our full mobile site, you can see your complete financial picture in the palm of your hand, whenever you want, from wherever you are.



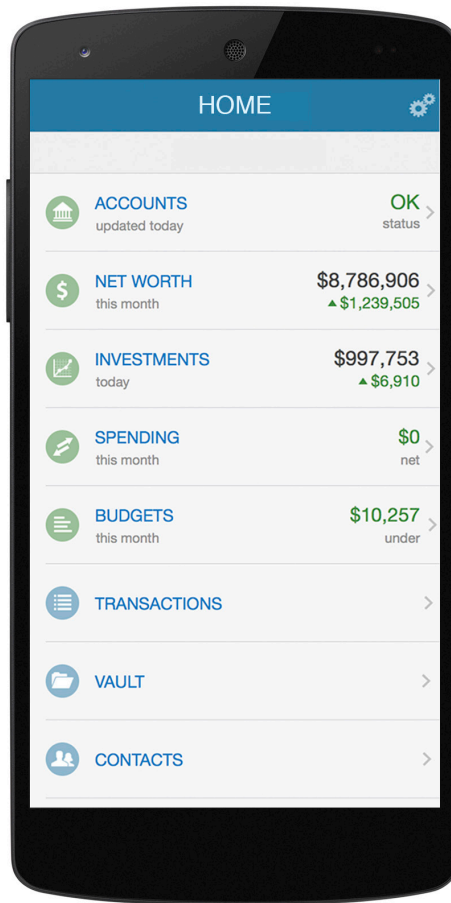
See All Your Accounts on One Page.



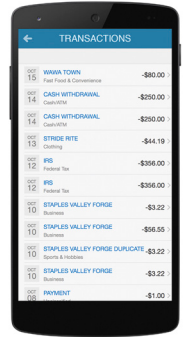
View Your Updated Investments.



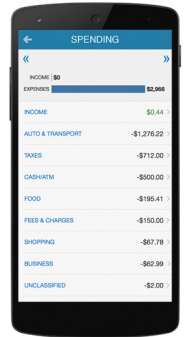
Track Your Progress Towards Your Goals.



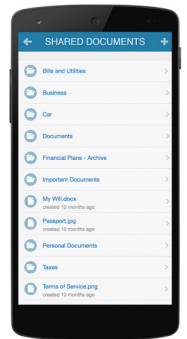
View Your Transactions.



Monitor Your Spending.



Access Important Documents.



Your Personal Financial Mobile Website can be accessed on the iPhone, Android, Blackberry and other popular smart phones.

Here's how to get started:

1. Request an email with a link to your mobile site. You can find the email request option on the bottom right corner of your full Personal Financial Website's Home Page.
2. Using your smart phone, access your email and click on the URL provided. Before logging on, add or save the link to your smart phone's Home Screen.
3. The first time you logon, enter the same Username and Password you use to access your full Personal Financial Website. After this initial logon, you'll be prompted to register your device and create a 4 digit PIN for easier access in the future.